

# Illinois Judges Cup 2019

## Meet Results

Nov 8-10, 2019

Page: 1

Printed: 11/9/2019 3:01:04 PM

Women / 3 / All Ages

Session: G2

Judge's Signatures

Rank	Num	Name	Gym					AA
1	319	Gwennie Cole	Ultimate	9.350 8T	9.100 16	9.225 1	9.325 1T	37.000 1
2T	341	Natalia Sitko	Flying High	8.800 43T	9.450 3	9.150 4T	9.300 3	36.700 2T
2T	309	Evelyn Galloza	ECG	9.375 7	9.175 11T	8.950 11	9.200 4	36.700 2T
4	310	Audrey Ross	ECG	9.800 1	9.025 17T	8.625 31T	8.850 15T	36.300 4
5	347	Harper Vonk	PEGA	9.500 3	9.025 17T	8.800 18T	8.900 12	36.225 5
6	336	Minnie Carmona	Flying High	9.250 15T	8.600 38	9.200 2T	9.125 5	36.175 6
7	322	Ella Gordon	Ultimate	9.350 8T	9.400 4	8.825 17	8.575 33T	36.150 7
8	344	Madelyn Brubaker	Flying High	9.050 26T	9.175 11T	9.200 2T	8.700 23T	36.125 8
9	314	Jayda Turner	ECG	9.250 15T	9.350 6T	9.075 6	8.425 44T	36.100 9
10T	311	Elle Gesing	ECG	9.450 4	9.350 6T	8.400 42T	8.850 15T	36.050 10T
10T	326	Tristelle Gozun	Ultimate	9.050 26T	9.000 19T	9.050 7T	8.950 10	36.050 10T
12	302	June Berdelle	ECG	9.550 2	9.175 11T	8.525 37T	8.725 21T	35.975 12
13T	350	Gabriella Shannon	PEGA	9.325 12T	9.000 19T	8.625 31T	8.925 11	35.875 13T
13T	323	Piper Lerner	Ultimate	9.100 24T	9.150 14	8.750 21T	8.875 13T	35.875 13T
15	338	Maggie Kiley	Flying High	9.150 22T	9.000 19T	8.775 20	8.875 13T	35.800 15
16T	305	Kayla Hull	ECG	9.250 15T	9.375 5	8.525 37T	8.625 29T	35.775 16T
16T	306	Erin Yolo	ECG	8.775 48	9.350 6T	9.050 7T	8.600 31T	35.775 16T
16T	342	Eva Martinez	Flying High	8.850 41T	9.200 10	8.650 28T	9.075 7	35.775 16T
19T	317	Elle Rissman	Flips	9.425 5	8.550 40T	8.625 31T	9.100 6	35.700 19T
19T	318	Lucy Thompson	Flips	9.350 8T	8.875 26T	8.700 25T	8.775 19T	35.700 19T
19T	343	Diana Halanyk	Flying High	9.250 15T	8.800 30T	8.975 10	8.675 25T	35.700 19T
22	333	Raelynn Golden	Ultimate	9.200 19T	9.000 19T	8.750 21T	8.725 21T	35.675 22
23T	316	Hudson Rissman	Flips	9.100 24T	8.850 28	8.600 36	9.050 8	35.600 23T
23T	327	Brooke Elfering	Ultimate	8.900 39T	8.950 25	8.900 12T	8.850 15T	35.600 23T

# Illinois Judges Cup 2019

## Meet Results

Nov 8-10, 2019

Page: 2  
 Printed: 11/9/2019 3:01:04 PM  
 Women / 3 / All Ages  
 Session: G2





Rank	Num	Name	Gym					AA
25	352	Victoria Hawkins	PEGA	9.150 22T	9.000 19T	8.650 28T	8.675 25T	35.475 25
26	320	Amanda Hough	Ultimate	8.700 49T	8.800 30T	9.025 9	8.850 15T	35.375 26
27	307	Gia Lombardo	ECG	9.400 6	8.500 44T	8.700 25T	8.575 33T	35.175 27
28	345	Auden Thompson	Flying High	8.500 55T	9.125 15	8.500 40	9.025 9	35.150 28
29	356	Emma Eng	Viking	9.325 12T	8.775 32T	8.400 42T	8.625 29T	35.125 29
30T	348	Mackenzie Lossmann	PEGA	9.350 8T	9.300 9	8.050 52T	8.250 49T	34.950 30T
30T	312	Paige Swarthout	ECG	8.850 41T	8.750 34T	8.900 12T	8.450 41T	34.950 30T
32	315	Alicia Ocasio	ECG	9.300 14	8.825 29	8.200 47	8.600 31T	34.925 32
33	324	Emory Nero	Ultimate	9.000 31T	8.475 46T	8.850 15T	8.500 38T	34.825 33
34	349	Madi Ho	PEGA	8.800 43T	8.775 32T	8.750 21T	8.400 46	34.725 34
35T	303	Jocelyn Bell	ECG	9.050 26T	8.725 36	8.425 41	8.500 38T	34.700 35T
35T	321	Elodie Nichols	Ultimate	9.000 31T	8.375 50	8.625 31T	8.700 23T	34.700 35T
37	353	Kelsey Gross	PEGA	8.900 39T	8.250 53	8.850 15T	8.550 36	34.550 37
38	304	Brianna Pasillias	ECG	9.200 19T	8.175 54	8.300 45	8.775 19T	34.450 38
39	329	Audrey Kos	Ultimate	8.925 37T	8.475 46T	8.650 28T	8.350 47	34.400 39
40T	363	Ohairy Bogarin	CPD	9.200 19T	8.350 51	8.075 50T	8.525 37	34.150 40T
40T	351	Leah Foster	PEGA	9.050 26T	9.000 19T	7.650 56	8.450 41T	34.150 40T
40T	367	Ruby Guyton	Springfield YMCA	8.600 53	8.325 52	8.750 21T	8.475 40	34.150 40T
43	366	Hazel Dennis	Springfield YMCA	8.950 36	7.750 59	8.700 25T	8.650 27T	34.050 43
44	368	Anait Cooper	Springfield YMCA	8.500 55T	8.100 56	8.900 12T	8.450 41T	33.950 44
45T	308	Hannah Valentino	ECG	9.000 31T	8.575 39	8.050 52T	8.125 52	33.750 45T
45T	358	Ella Press	Viking	8.650 52	8.550 40T	8.375 44	8.175 51	33.750 45T
47	335	Brooke Wayer	Ultimate	8.700 49T	8.525 42T	8.800 18T	7.675 55	33.700 47
48T	328	Skyla Florip	Ultimate	8.800 43T	8.525 42T	8.100 48T	8.250 49T	33.675 48T

# Illinois Judges Cup 2019

## Meet Results

Nov 8-10, 2019

Page: 3  
 Printed: 11/9/2019 3:01:04 PM  
 Women / 3 / All Ages  
 Session: G2

Rank	Num	Name	Gym					AA
48T	331	Sophie Chabraja	Ultimate	8.400 59T	8.750 34T	7.950 55	8.575 33T	33.675 48T
50	365	Charlotte Affrunti	Springfield YMCA	8.550 54	8.500 44T	8.225 46	8.300 48	33.575 50
51	355	Stella Hacke	Viking	8.800 43T	8.450 48	7.500 60	8.425 44T	33.175 51
52	332	Peyton Bockwoldt	Ultimate	8.925 37T	7.675 61	8.625 31T	7.650 56	32.875 52
53	334	Maddy Houlihan	Ultimate	9.050 26T	8.150 55	8.075 50T	7.500 59	32.775 53
54	313	Gianna Didricksen	ECG	9.000 31T	8.625 37	8.525 37T	6.525 61	32.675 54
55	361	Eliana McLaughlin	Viking	8.700 49T	7.725 60	7.550 59	8.650 27T	32.625 55
56	301	Julia Doomis	ECG	8.800 43T	7.900 58	8.100 48T	7.625 57	32.425 56
57	360	Anayla Thorne	Viking	8.400 59T	8.875 26T	7.300 61	7.750 54	32.325 57
58	330	Maria Ritacca	Ultimate	8.450 57T	8.400 49	7.600 57T	7.450 60	31.900 58
59	357	Georgia Green	Viking	8.450 57T	7.950 57	7.100 62	7.550 58	31.050 59
60	364	Brelynn Nelson	CPD	6.600 61	7.550 62	8.000 54	7.800 53	29.950 60
61	339	Ali Mayergoyz	Flying High	0.000 62T	9.475 1T	9.150 4T	9.325 1T	27.950 61
62	359	Matilynn Santos	Viking	9.000 31T	7.300 63	7.600 57T	0.000 62T	23.900 62
63	337	Sophia Bassett	Flying High	0.000 62T	9.475 1T	— 63	0.000 62T	9.475 63